
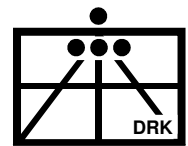



DRK-Einsatzzug II



Zugtrupp II Stärke 1/1/1/3

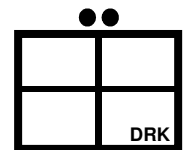


(Clausthal-Zellerfeld)




(MTW – Rotkreuz Goslar 40-69)

Sanitätsgruppe II Stärke 1/1/8/10



(Clausthal-Zellerfeld)



(GW-SAN – Rotkreuz Goslar 40-60)



(Clausthal-Zellerfeld)



(NKTW – Rotkreuz Goslar 40-61)



(Clausthal-Zellerfeld)

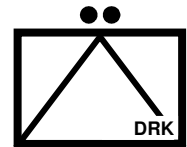
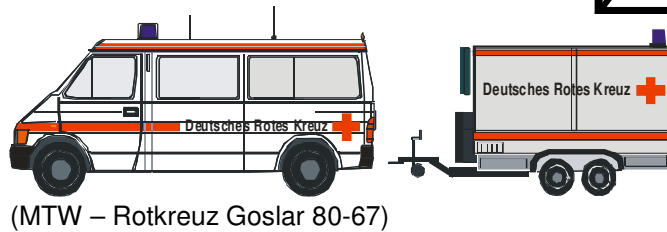


(NKTW – Rotkreuz Goslar 40-62)

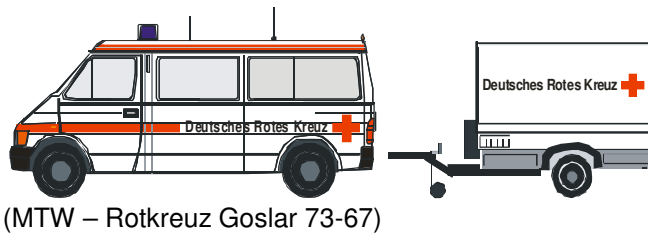
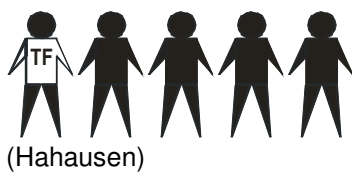
DRK-Einsatzzug II



Betreuungsgruppe II Stärke 0/3/10/13



Verpflegung Optional



Techniktrupp II Stärke 0/1/3/4

